

**NAGRA CLASSIC PHONO**


SWITZERLAND



Curve  
RIAA  
TELDEC  
COLUMBIA LP

Mono cartridge

Output  
Mono  
Stereo




INPUT 1  
INPUT 2

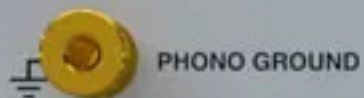
MUTE  
OFF

Gain  
High  
Low

MADE BY AUDIO TECHNOLOGY SWITZERLAND S.A. CH-1032 ROMANEL



AC LINE INPUT  
100 - 240 V - MAX 35W



INPUT

RIGHT

PHONO 1

LEFT

RIGHT

PHONO 2

LEFT

RIGHT

LEFT

OUTPUT




DC IN:  
12V  $\overline{\text{---}}$  / 1.5A



Fuse T 500mA L



# NAGRA CLASSIC PHONO

SWITZERLAND 



Curve

RIAA  
TELDEC  
COLUMBIA LP

